



HEIDENHAIN



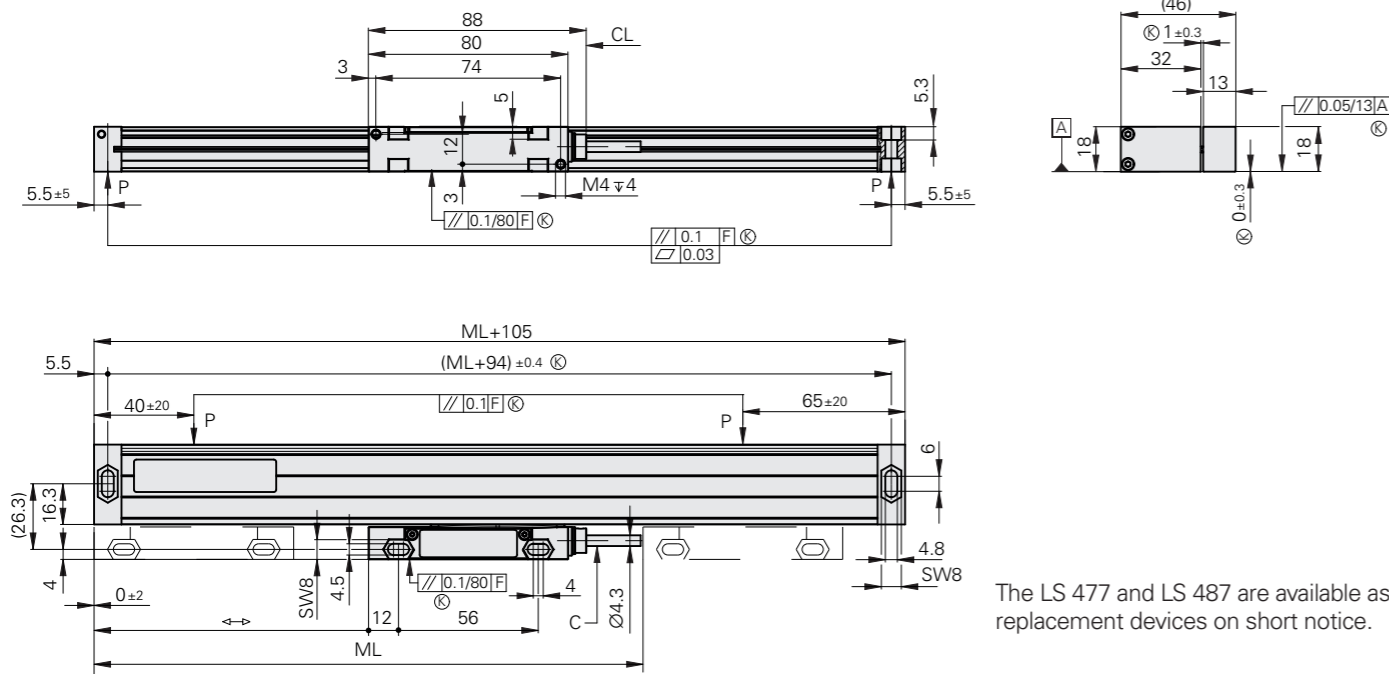
Product Information

LS 373

LS 383

Incremental Linear Encoders

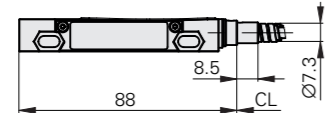
LS 300 series



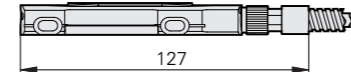
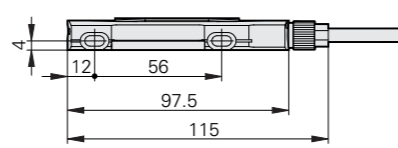
The LS 477 and LS 487 are available as replacement devices on short notice.

- mm
 Tolerancing ISO 8015
 ISO 2768 - m H
 < 6 mm: ±0.2 mm
- F = Machine guideway
 - ML = Measuring length
 - P = Measuring point for mounting
 - ↔ = 0 to ML
 - C = Cable
 - CL = Cable length
 - K = Required mating dimensions

Cable with metal armor: LS 383, LS 373



PUR cable: LS 477, LS 487



PUR cable with metal armor: LS 477, LS 487



Specifications	LS 383 ¹⁾	LS 373 ²⁾												
Measuring standard	Glass scale													
Coefficient of linear expansion	$\alpha_{\text{therm}} \approx 8 \cdot 10^{-6} \text{ K}^{-1}$													
Accuracy grade	±5 µm													
Measuring length ML* in mm	70 770	120 820	170 870	220 920	270 970	320 1020	370 1140	420 1240	470	520	570	620	670	720
Reference marks	LS 3x3: 1 reference mark in the middle LS 3x3C: distance-coded													
Interface	~ 1 V _{PP}				TTL									
Signal period	20 µm													
Integrated interpolation	-				1-fold	5-fold	10-fold	20-fold						
Measuring step	-				5 µm	1 µm	0.5 µm	0.25 µm						
Supply voltage Without load	5 V ±0.25 V / < 150 mA													
Electrical connection	PUR cable and PUR cable with metal armor; cable outlet to the right on the mounting block													
Cable length	3 m, 6 m													
Connecting element	15-pin D-sub connector (male) 15-pin D-sub connector (female) 12-pin M23 connector (male)				15-pin D-sub connector (male) 9-pin D-sub connector (male) 12-pin M23 connector (male)									
Traversing speed	≤ 60 m/min													
Required moving force	≤ 5 N													
Vibration 55 Hz to 2000 Hz Shock 6 ms	≤ 100 m/s ² ≤ 200 m/s ²													
Operating temperature	0 °C to 50 °C													
Protection IEC 60529	IP53													
Mass without cable	0.3 kg + 0.57 kg/m of measuring length													


* Please select when ordering

¹⁾ The LS 487 is also available through the HEIDENHAIN Service department on short notice.

²⁾ The LS 477 is also available through the HEIDENHAIN Service department on short notice.

Pin layout

TTL

① 9-pin D-sub connector (male)					② 15-pin D-sub connector (male)					③ 12-pin M23 connector (male)			
	Power supply				Incremental signals					Other signals			
①	7	7 ¹⁾	6	6 ¹⁾	2	3	4	5	9	8	/	/	/
②	4	12	2	10	1	9	3	11	14	7	13	5/6/8	15 ²⁾
③	12	2	10	11	5	6	8	1	3	4	7/9	/	/
	U_P	Sensor U_P	0V	Sensor 0V	U_{a1}	\overline{U}_{a1}	U_{a2}	\overline{U}_{a2}	U_{a0}	\overline{U}_{a0}	\overline{U}_{aS}	Vacant	Reserved, do not assign ³⁾
	Black		White		Green	Yellow	Pink	Red	Brown	Gray	Blue	/	Ecru

Cable shield connected to housing; U_P = Power supply voltage

Sensor: The sense line is connected in the encoder with the corresponding power line.


Vacant pins or wires must not be used!

¹⁾ Only ID 617513-xx, ID 626015-xx; not with ID 617484-xx, ID 735210-xx

²⁾ Unstripped cable end with: ID 298429-xx, ID 309783-xx, ID 309784-xx, ID 310196-xx, ID 310199-xx

³⁾ **Exposed linear encoders:** Conversion from TTL to 11 μA_{PP} for PWT; otherwise not assigned

1 V_{PP}

① 15-pin D-sub connector (male)					② 15-pin D-sub connector (female)					③ 12-pin M23 connector (male)			
	Power supply				Incremental signals					Other signals			
①	4	12	2	10	1	9	3	11	14	7	5/6/8	13	15 ¹⁾
②	1	9	2	11	3	4	6	7	10	12	5/8/13/ 14/15	/	/
③	12	2	10	11	5	6	8	1	3	4	7/9	/	/
	U_P	Sensor U_P	0V	Sensor 0V	A+	A-	B+	B-	R+	R-	Vacant	Vacant	Vacant
	Black		White		Green	Yellow	Pink	Red	Brown	Gray	/	Blue	Ecru

¹⁾ Unstripped cable end with ID 310196-xx

HEIDENHAIN

DR. JOHANNES HEIDENHAIN GmbH

Dr.-Johannes-Heidenhain-Straße 5

83301 Traunreut, Germany

☎ +49 8669 31-0

FAX +49 8669 32-5061

E-mail: info@heidenhain.de

www.heidenhain.de

This Product Information document supersedes all previous editions, which thereby become invalid. The basis for ordering from HEIDENHAIN is always the Product Information document edition valid when the order is placed.

Further information:

To ensure proper and intended use, comply with the specifications in the following document:

- Brochure: *Digital Readouts / Linear Encoders*

208864-xx